

ENT treatment chairs

# ATMOS Chair Comfort ATMOS Chair Professional

The central element in the workflow



THE KEY ELEMENT IN YOUR WORKFLOW

# Treatment chairs

Combining design, technology and comfort

Your patient chair is the key element in your ENT treatment room. Make sure your patients feel safe and comfortable – with an ATMOS Chair.

With their soft, extremely durable surfaces, our chairs have raised the bar – and at an attractive price, too. Their cutting-edge design and great feel set them apart from the crowd, while the matching doctor's chair fulfils all the relevant safety requirements and can be adjusted easily to optimise doctor-patient positioning.





PATIENT CHAIR

# ATMOS Chair Comfort

Basic & Sync

The basic ATMOS Chair Comfort is the perfect treatment chair for day-to-day work in an ENT treatment room.



## ATMOS stamp

The logo stamped into the backrest adds a special touch. It subtly conveys the distinguished, premium quality of the chair's production and craftsmanship.



## Folding arm rests

The arm rests move synchronously with the backrest, and can be folded up and down separately. This makes it easy for you to reach the patient just how you need to.



## Variable foot support

The foot support can either fold down when a tab is pressed, or be integrated seamlessly into the chair design.




## Flexible headrest

The headrest can be adjusted using a simple handle, allowing even larger patients to feel relaxed in the chair.



## Synchronised adjustment

The backrest and leg rest can also be moved synchronously to a tilted stretcher position. This makes it easy for you to quickly set the chair to a shock position.



## Hydraulic height adjustment

The height of the chair can be adjusted easily using a foot pump lever. This allows you to keep your hands free during treatment.



PATIENT CHAIR

# ATMOS Chair Professional

Basic, Electrical, Mobile, Complete

The new ATMOS Chair Professional product line catches the eye with a new, modern design, and offers a new level of comfort thanks to the innovative "Premium" upholstery material.



## 360° rotation

The top section of the chair can be rotated 360° and fixed in any position with the stop levers attached on both sides. The electric adjustment for the horizontal position restricts the rotation to 330°.



## Electric height adjustment

The chair's height can be adjusted within a range of 30 cm using a foot switch, which can be built in or attached separately.





## Electric backrest

The backrest on the ATMOS Chair Professional is continuously adjustable from approx. 7° forward tilt to a 90° shock position.

The arm rests can be folded individually, and move synchronously with the backrest.



## Rotating seating surface

The optional rotating seating surface allows you to turn the patient 90° to the left or the right without altering the rest of the chair's configuration.



## Mobility

Thanks to its built-in rollers, the chair offers unrestricted mobility. The entire chair can be moved with very little effort – or even pushed out of the treatment room, if necessary.



DOCTOR'S CHAIR

# ATMOS Chair Doctor

Hand adjustment, foot adjustment

The ATMOS Chair Doctor provides the perfect conditions for a work position with maximum ergonomics and minimum back pain.



## Innovative material

The material of our ATMOS Chair products is available in seven standard colours. You can choose from two lines: "Compact" and "Premium".

Our Premium material feels soft and is extremely hard-wearing, with a wear resistance three times higher than that of conventional materials.



## Clean foot adjustment

The seat can be moved to the required height by simply tapping on the ring-shaped base plate. This allows you to keep your hands free.







### Adjustable arm rest

The backrest of the ATMOS Chair Doctor can be turned around for you to use as an arm rest.



### Classic hand adjustment


You can also adjust the seat height using the tried-and-tested method of gently pulling the hand lever.



THE KEY ELEMENT IN YOUR WORKFLOW

# Overview

ATMOS Chair Comfort, ATMOS Chair Professional,  
ATMOS Chair Doctor



ATMOS Chair	Comfort Basic	Comfort Sync	Professional Basic	Professional Electrical	Professional Mobile	Professional Complete
Seat access height	56 cm		58 cm			
Seat height adjustable	Manual		Electric			
Seating surface rotates	-		Optional			
Max. lifting capacity	150 kg		200 kg			
Backrest adjustable	Manual		Manual	Electric	Manual	Electric
Foot support	Fixed	Synchronous with backrest	Synchronous with backrest			
Mobility function	-		-		✓	

## Innovative upholstery material


Soft artificial leather for maximum seating comfort

- Soft feel
- Easy to clean
- Extremely durable and hard-wearing (up to three times more than conventional materials)

### ATMOS Chair standard colours



### ATMOS Chair Premium colours





**MedizinTechnik**

ATMOS MedizinTechnik GmbH & Co. KG

Ludwig-Kegel-Str. 16

79853 Lenzkirch/Germany

Tel: +49 7653 689-0

info@atmosmed.com

[www.atmosmed.com](http://www.atmosmed.com)