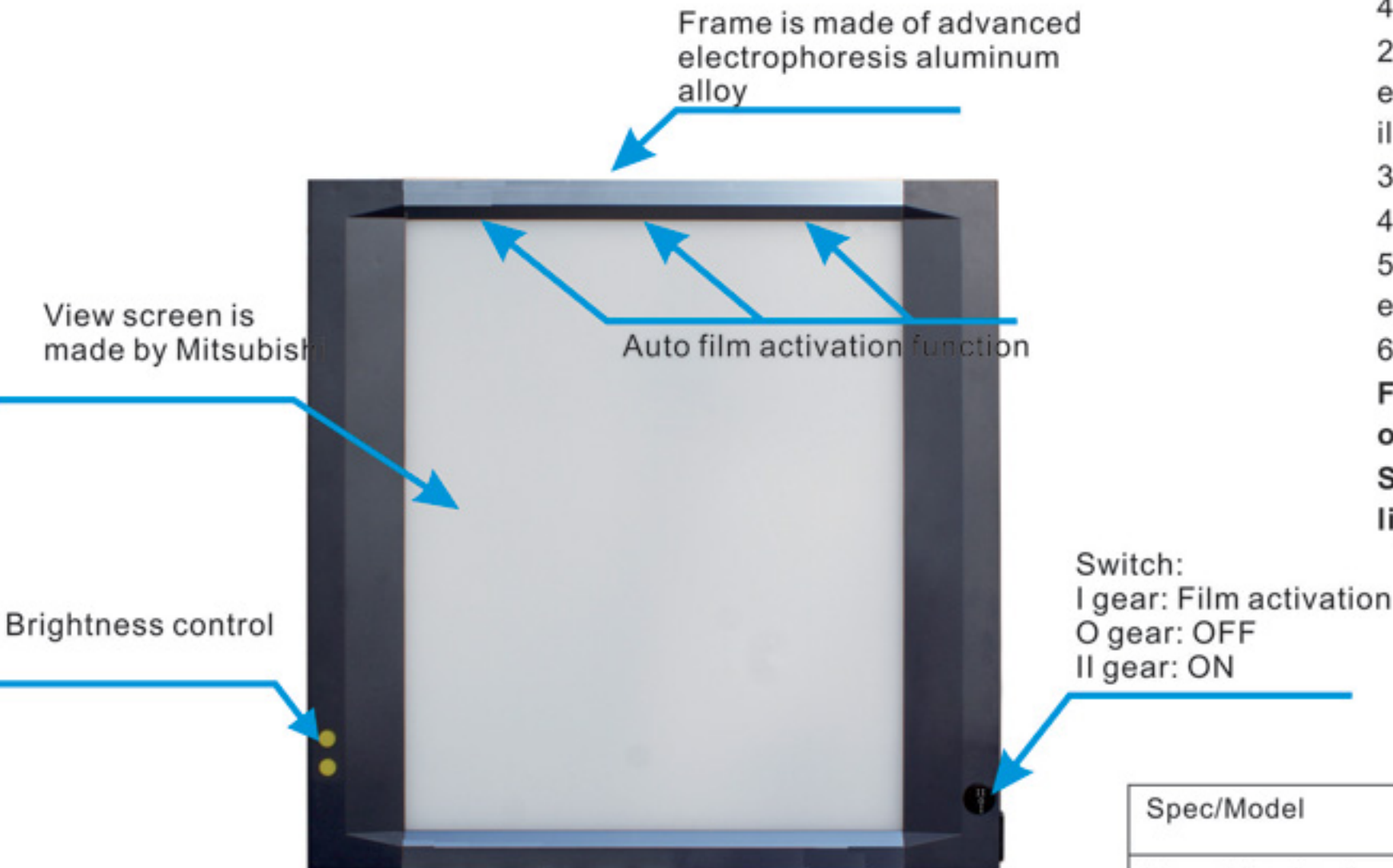
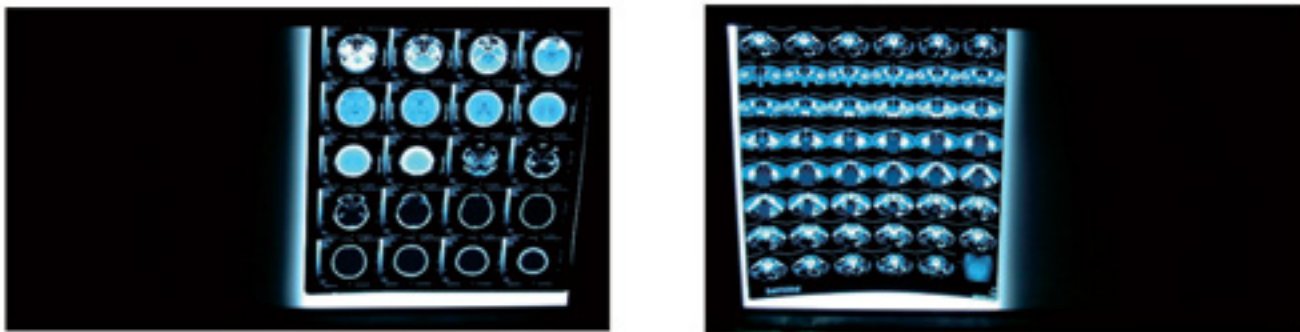


## LED X-Ray Illuminator/ Negatoscope



### Separate film activation in double bank



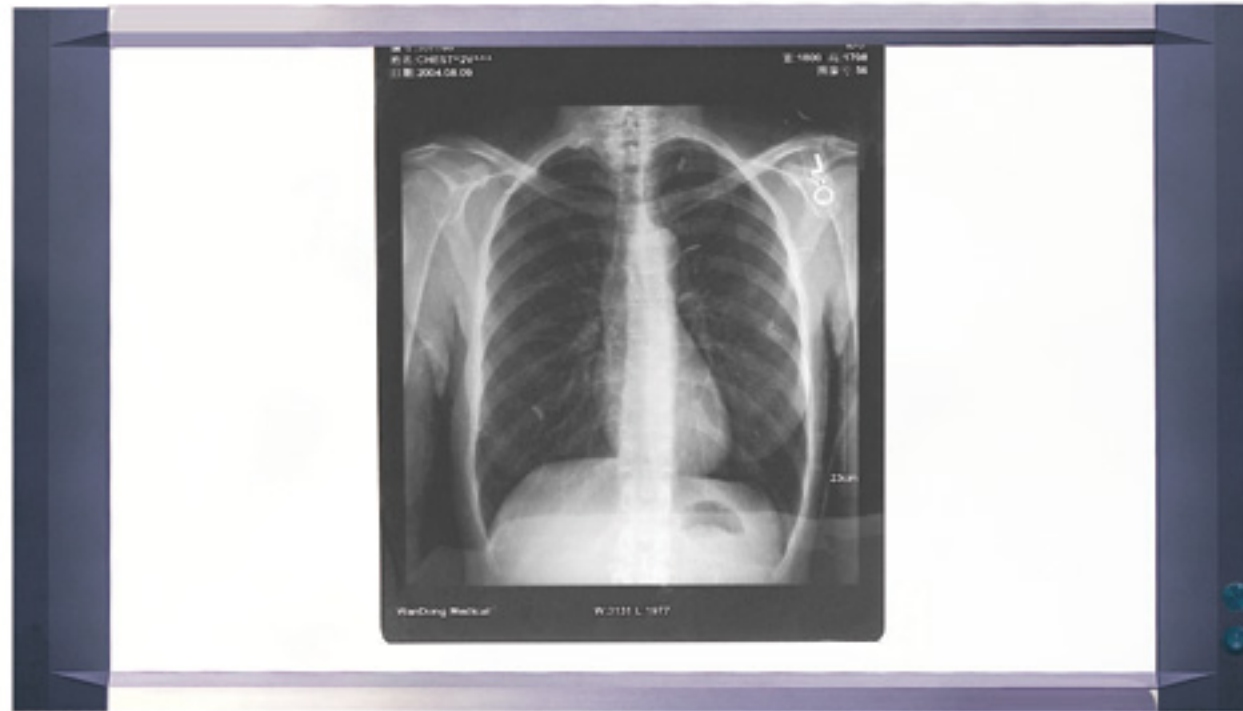
### Main Characteristics :

1. LED x-ray Illuminator is the brightest and suitable for viewing all kinds of x-ray films. The average illumination of MST-4000 is also reach up to 4000cd/m<sup>2</sup> (about 13000lux).
2. Compared with other LED x-ray illuminators, MST-4000 is also the most energy-saving. (about 50% lower), and much lower than other ordinary x-ray illuminators.
3. LED life span reach 50000hour.
4. Elegant design with good quality material is very favorable.
5. 2.4cm- the world slimmest illuminator helps saving room and carrying easiest.
6. The complete functions enhance utility value and operation facility.

**Film activation: When the film is plugging in , the illuminator auto turns on, and turns off when the film is taken out.**

**Separate activation: If more than one bank, the illuminator will only lights on the bank which there is x-ray film plugging in.**

Spec/Model	MST-4000I one union	MST-4000II two unions	MST-4000IV three unions	MST-4000IIV four unions
Fame Size(mm)	497x502x24	854x502x24	1211x502x24	1568x502x24
Visual Size(mm)	357x440	714x440	1071x440	1428x440
Power Consumption	20W	40W	60W	80W
Color Temperature	9300K			
Input voltage	Built-in power supply 90-260V, 50/60Hz (External power supply optional 24V input)			
Luminance	2200-4000cd/cm <sup>2</sup> (90000-13000lux)			



## CCFL light source medical film viewer

### Advantages:

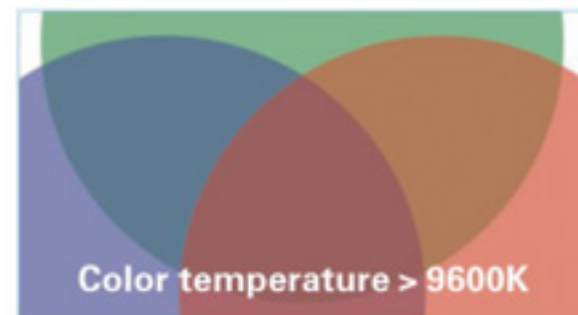
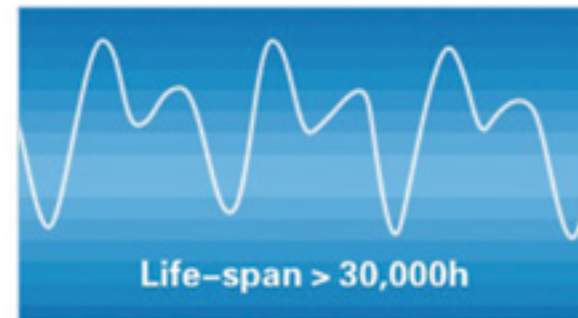
The roller needle clip can easily fix the film on the film viewer, and the film can also be taken away from the clip very easily.

The lifespan of the CCFL(cold cathode fluorescent lamp) is over 20,000hours. The lamp emit low heat and rarely needs replacement.


Light transmit way well designed. The color temperature of the light source is over 9600K. The light is soft and uniform, information on film can be read accurately.

The frequency of the CCFL light source is over 50,000Hz. Your eyes won't feel tired after a long time observation.

Adopt the TFT LCD backlight technology, the thickness is only 25mm, which helps space saving.



## Mammography film viewer



Specially designed dimension cater to the size of mammography film.  
High luminance(>8000lux) for reading detail on the film.

## Super-thin X-ray film illuminator



The highest brightness



**MST-PB**  
Ordinary type



**MST-PTB**  
Step adjusting type



**MST-TGB**  
Digital button-press  
adjusting type



The brightness is the highest in China.

8cm of thickness is the thinnest in the ordinary illuminators.

Frame is made of electrophoresis aluminum alloy material which is more durable and nicer.

The screen is made of imported white polymethylmethacrylate plate, which is bright, clean and no color fading.

The lamp is easy to change by adopting the general standard fluorescent lamp tube.  
It will never fade in color as anti-ultraviolet ray.

Advanced clamp device assure the films are inserted and taken off easily, and clamped tightly.

Hanging on the wall or putting on the desk are available.

## Luxury I X-ray film illuminator



**MST-P**  
Ordinary type



**MST-PT**  
Step adjusting type



**MST-TG**  
Digital button-press  
adjusting type

Single-sided and double-sided illuminators are available.

Double-sided illuminator is placed in the middle of desk for doctors at both ends of desk to use.

The screen is made of imported white polymethylmethacrylate plate, which is bright, clean and no color fading.

The lamp is easy to change by adopting the general standard fluorescent lamp tube.  
It will never fade in color as anti-ultraviolet ray.

Advanced clamp device assure the films are inserted and taken off easily, and clamped tightly.

Hanging on the wall or putting on the desk are available.