

REDUCE ENDOSCOPE DRYING AND STORAGE TO JUST 1–3 MINUTES

PENTAX
MEDICAL

PLASMATYPHOON+

POWERED BY **PENTAX** MEDICAL

Boosting endoscope reprocessing
to enhance patient safety
and hospital efficiency

At a glance



What's new?



Hygiene is essential for patient safety



PENTAX Medical strives to continuously improve patient safety and infection prevention in endoscopy. That's why we revolutionised endoscope reprocessing procedures to achieve three major goals:



To enhance **patient safety** by reducing the **risk of infection**.



To **boost efficiency** and **reduce wait times** between procedures.



To **maximise hospital productivity** in endoscope reprocessing.

PlasmaTYPHOON™+ and PlasmaBAG™ system



The fastest endoscope drying and storage, ever

Ask your reprocessing staff:
PlasmaTYPHOON+ and PlasmaBAG
system dries and stores endoscopes
faster than any other system, ever.

- **Ultra-fast and complete drying**
in just 1 to 3 minutes¹⁾
- **Ultra-fast storage**
in just 5 seconds¹⁾



1) see technical data section

PlasmaTYPHOON+ and PlasmaBAG system

Small dimensions – unlimited capacity




PlasmaTYPHOON+
for complete drying
in just 1 to 3 minutes¹⁾

Label printer
for full
traceability

Barcode
scanner

RFID
scanner

PlasmaBAG
offers safe storage
for up to 31 days²⁾



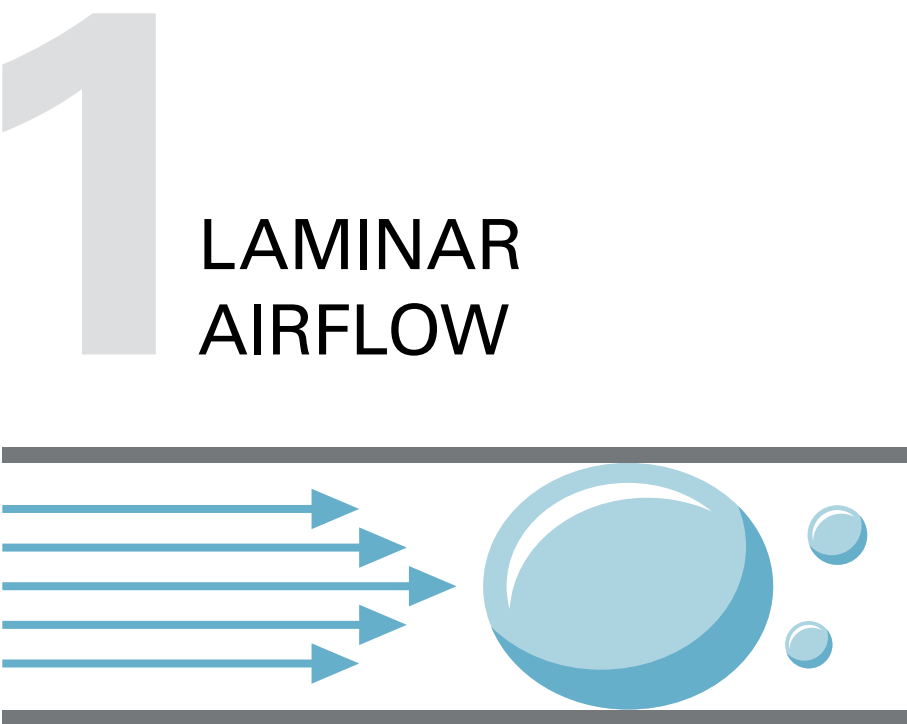
1) see technical data section
2) Validated for up to 744 storage hours (31 days) according to NF EN 16442 norm.
The maximum storage time may be subject to local regulations on endoscope storage.

PlasmaTYPHOON+

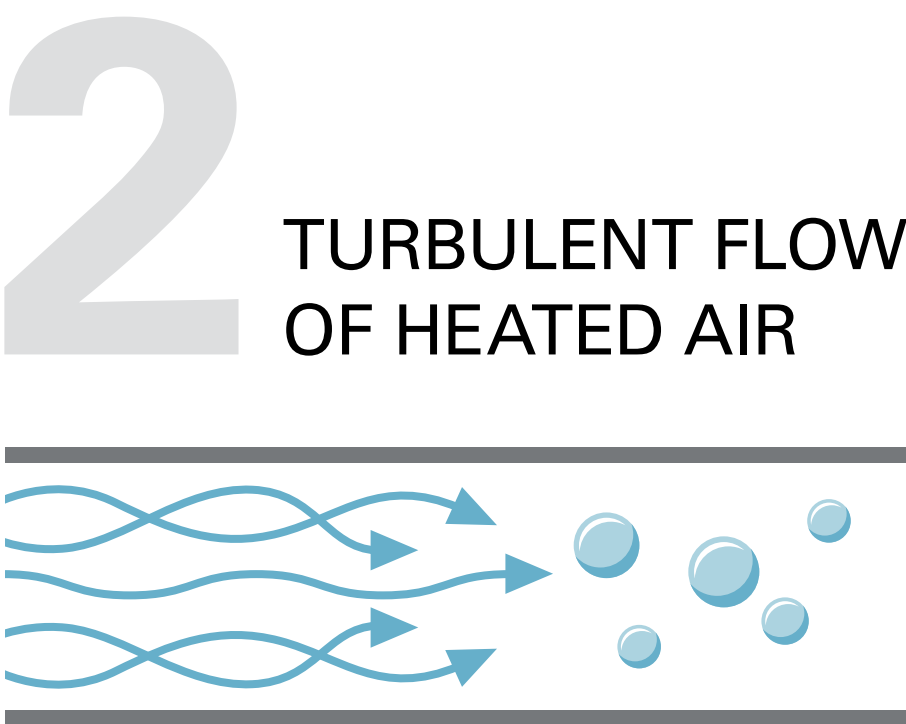
Reduces drying times from hours to minutes



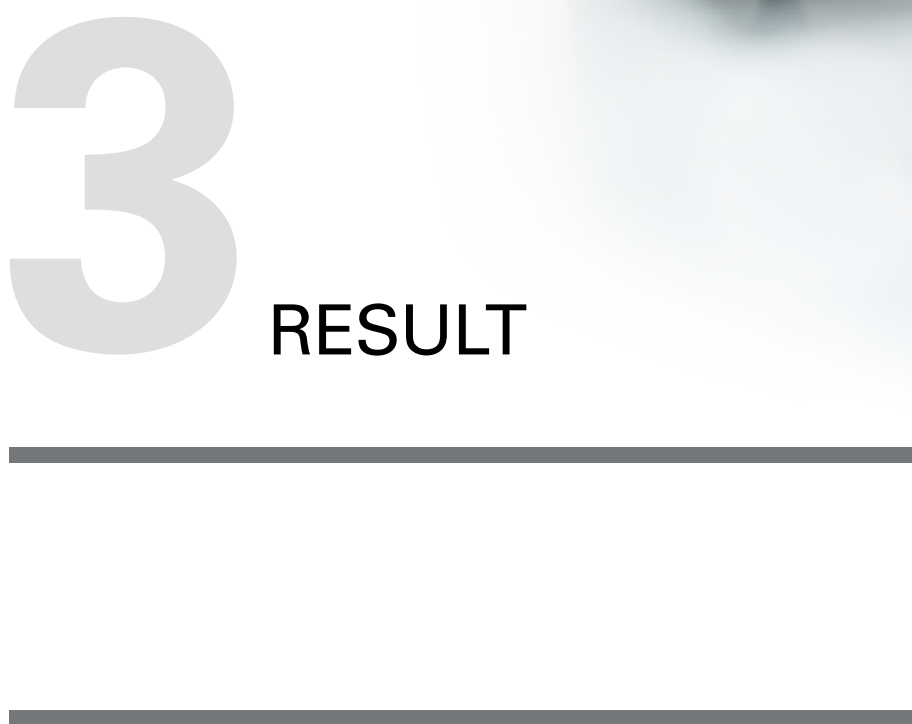
A specific airflow process ensures each individual endoscope channel is perfectly dried:



Eliminates most of the residual fluid in the channels



Evaporates the remaining droplets on channel walls



Produces perfectly dried channels



PlasmaTYPHOON+

Making reprocessing procedures easier and safer



Handling is optimised to make daily routines simpler:

Intuitive software
guides procedure
flow on a touch
screen interface



**Visual guidance and
colour-coded tubing**
improve process flow

PlasmaTYPHOON+

Full-blown attention for every move



PlasmaTYPHOON+ provides additional support and safety in daily processes:

- **Automatic validation**
with integrated alarms
- **Full traceability**
with both printed and digital
audit-ready data-records
- **Connection** to hospital network
and data management systems
enables drying and storage
cycles to be linked to patient data



PlasmaBAG

Safe, mobile, and space saving storage



PlasmaBAG offers you safe and active endoscope storage with many benefits:

- **Prevents infection risks** upon storage and transportation
- **Maintains disinfected state** of endoscopes upon storage for up to 31 days¹⁾
- **Labelled for traceability** and safety check support



- **Allows safe transportation** of endoscopes from centralised reprocessing centers to satellite locations
- **Space saving storage** of ready-to-use endoscopes with no restriction on the number able to be stored
- Ensuring endoscopes are **available anytime, anywhere**

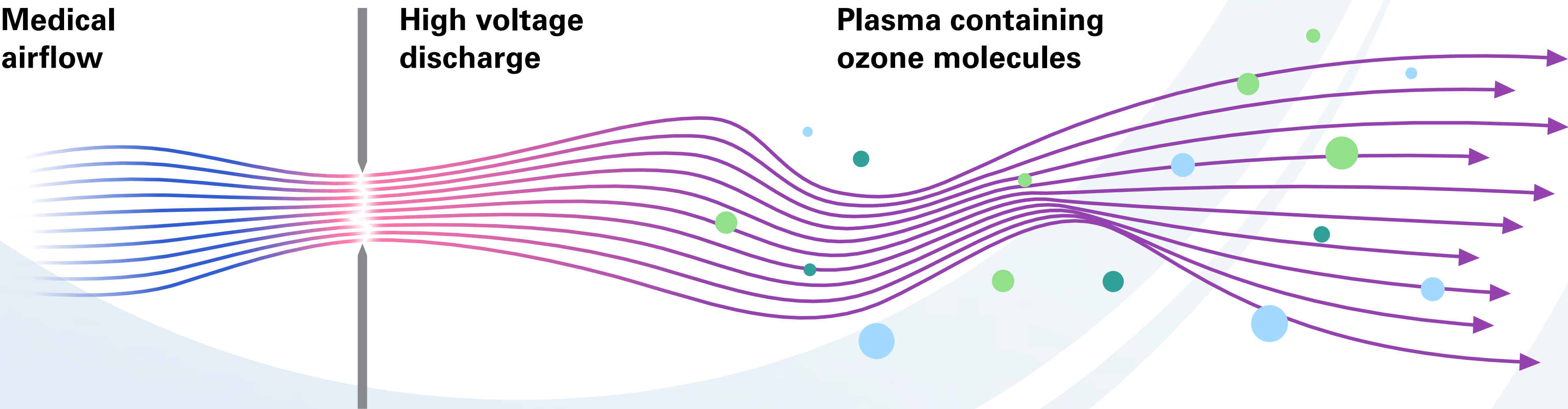
¹⁾ Validated for up to 744 storage hours (31 days) according to NF EN 16442 norm.
The maximum storage time may be subject to local regulations on endoscope storage.

PlasmaBAG

Sustaining the disinfected state with plasma



After the completely dried endoscope has been placed in the PlasmaBAG, the bag is insufflated with plasma containing ozone molecules. In conjunction with complete drying, the active storage environment in the PlasmaBAG ensures the disinfected state of the endoscope is maintained for up to 31 days¹⁾.



1) Validated for up to 744 storage hours (31 days) according to NF EN 16442 norm.
The maximum storage time may be subject to local regulations on endoscope storage.

PlasmaBAG

Caring for environment



PlasmaBAG continuously improves its contribution to more sustainability:

- **Carbon emissions in production are compensated** for with a reforestation project in Togo¹⁾, making PlasmaBAG carbon neutral.
- **Next generation PlasmaBAGs** will be produced with 80% recycled Polyethylene, starting in 2022. This will hold the German eco label 'Blue Angel'.



171

trees planted²⁾
for PlasmaBAGs
in Q3 + Q4 2021

57 t

CO₂ compensated²⁾
for in Q3 + Q4 2021



1) Until 2021, Project Togo has planted more than 1,500,000 new trees in total, binding approx. 400,000 tons of atmospheric carbon annually. www.natureoffice.com/en/carbon-offset-projects/project-togo
2) Equivalent trees and compensated volume of carbon according to calculation of L.E.S.S. FRANCE

PlasmaTYPHOON+ and PlasmaBAG system

Supports every department in your hospital or clinic

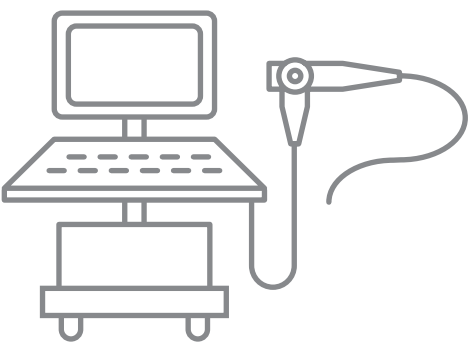


The system fulfills your departments’ needs and can help you to increase hospital efficiency.
It supports physicians, nurses, reprocessing staff and hospital staff across a multitude of departments:



EMERGENCY ROOM
AND ICU

Immediate access to ready-to-use endoscopes thanks to unlimited drying capacity and storage for up to 31 days¹⁾



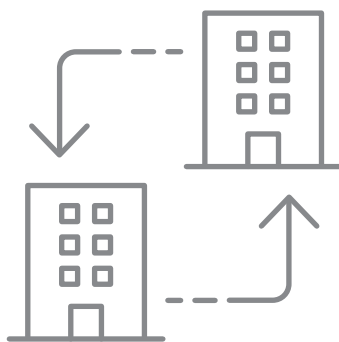
ENDOSCOPY
UNIT

Reduced waiting times between procedures thanks to improved endoscope turn-around time and no need to reprocess endoscopes again after storage



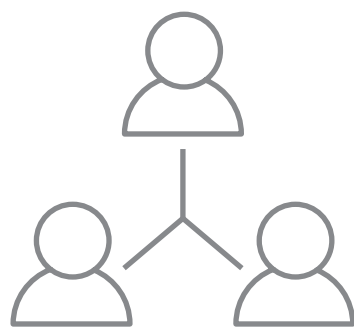
REPROCESSING
UNIT

Efficient workflows with seamless and fully traceable processes



SATELLITE
CENTERS

Risk free transport between centralised reprocessing center and satellite locations such as Pulmonology, Cardiology, Urology, etc.



HOSPITAL
MANAGEMENT

Saving cost, space and time whilst increasing productivity

1) Validated for up to 744 storage hours (31 days) according to NF EN 16442 norm.
The maximum storage time may be subject to local regulations on endoscope storage.

PlasmaTYPHOON+ and PlasmaBAG system

What experts say about the system



Prof. Rocco Trisolini – Head of the
Interventional Pulmonology Unit
Policlinico Universitario Agostino Gemelli
Rome, Italy

“The PlasmaTYPHOON+ is the perfect compact solution for us, contributing to an overall reduction in time, cost and space needed. Being able to store the endoscope in the PlasmaBAG for up to 31 days, the endoscope is ready to use for our patients at any time.”



Anne Hillion – Health executive
for GI endoscopy & pulmonology
Hôpital Européen Georges Pompidou,
Paris, France.

“Since we have had the PlasmaTYPHOON+ and PlasmaBAG system, we have not only improved our reprocessing efficiency but also the hospital efficiency. With the improved endoscope turnover, we are able to reduce waiting times between procedures and therefore schedule more patient procedures.”



Patrizia Porta – Head Nurse
Policlinico Universitario Agostino Gemelli,
Rome, Italy

“With PlasmaTYPHOON+ and PlasmaBAG, we can guarantee the safety of each patient in bronchoscopy. The PlasmaTYPHOON+ completely dries the scope and the PlasmaBAG provides a safe environment for endoscope storage and transport after reprocessing.”

PlasmaTYPHOON+ and PlasmaBAG system

What experts say about the system



Marion Peukert – Nursing Director
Endoscopy Unit, Stauferklinikum,
Schwäbisch-Gmünd, Germany

“Fast and efficient endoscope drying, contamination proof storage as well as documented evaluation are very important to us. PlasmaTYPHOON+ meets all these requirements. A high hygiene standard brings safety for our patients – and peace of mind for us!”



Danilo Fabretti – Reprocessing Operator
Policlinico Universitario Agostino Gemelli,
Rome, Italy

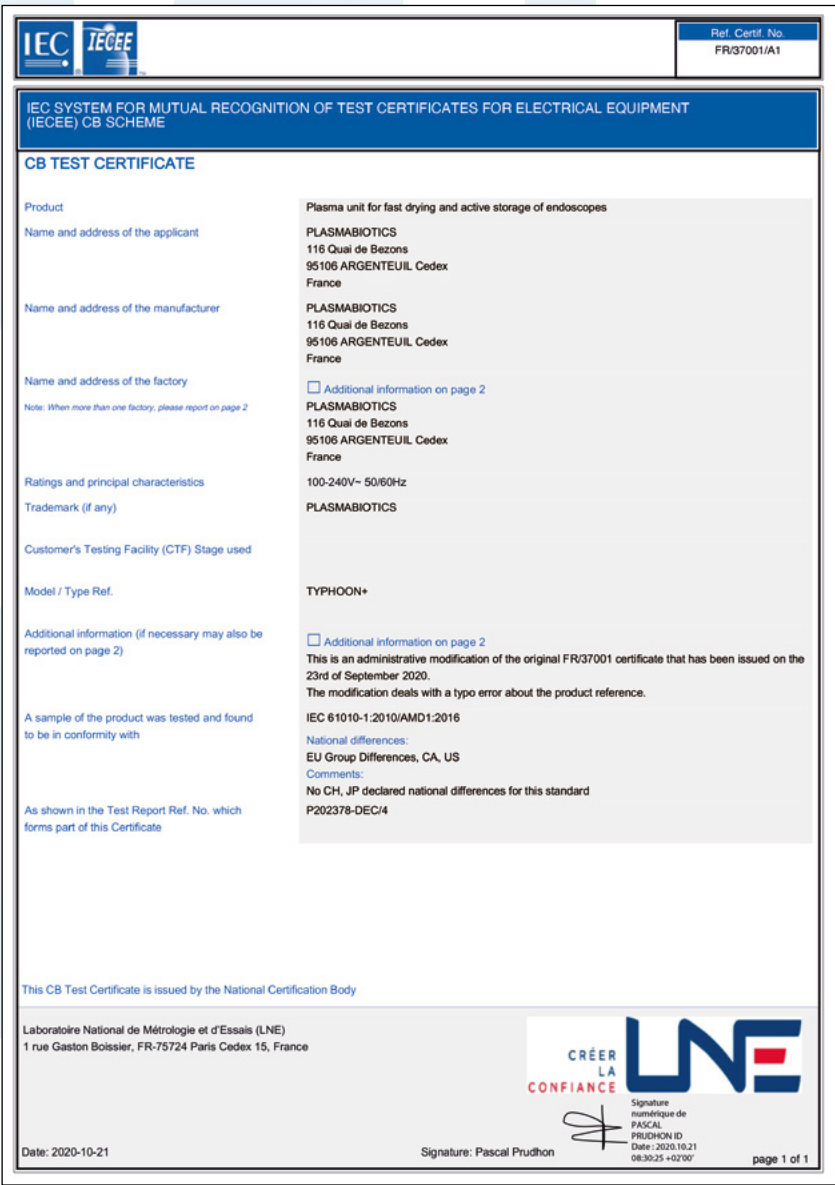
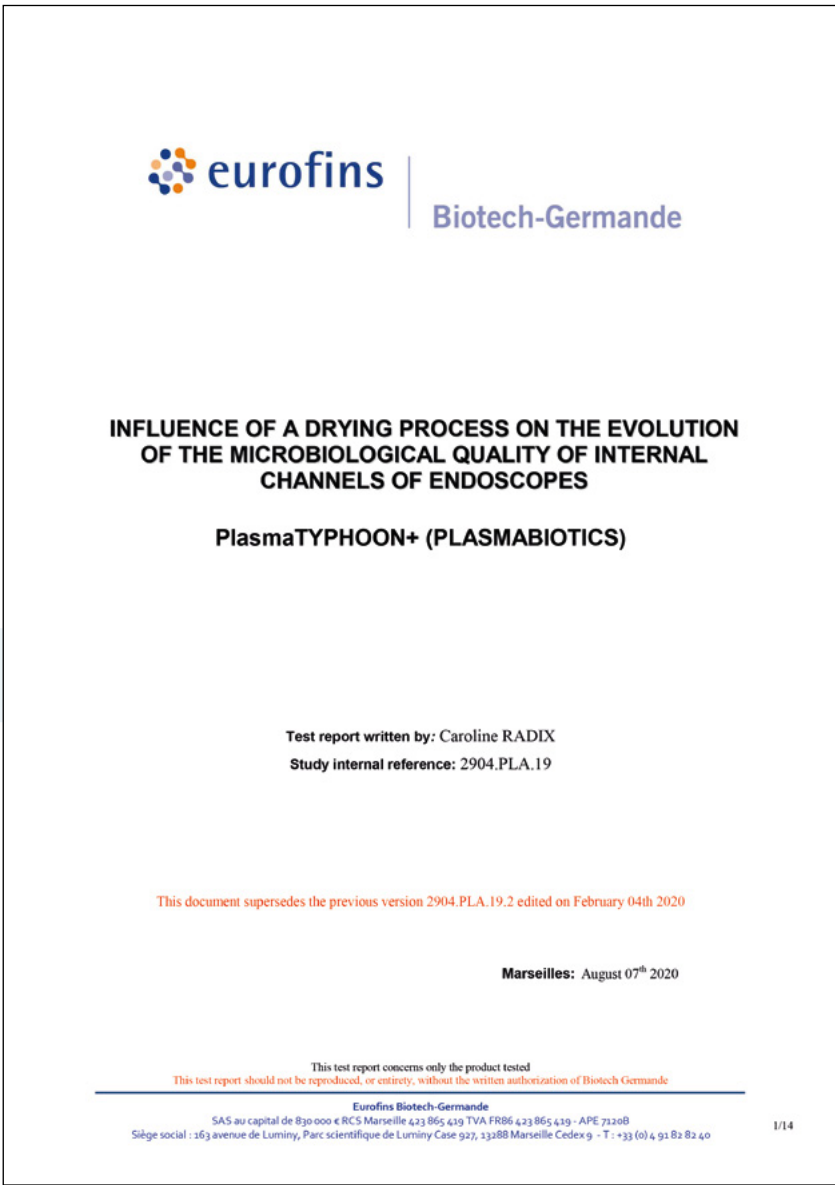
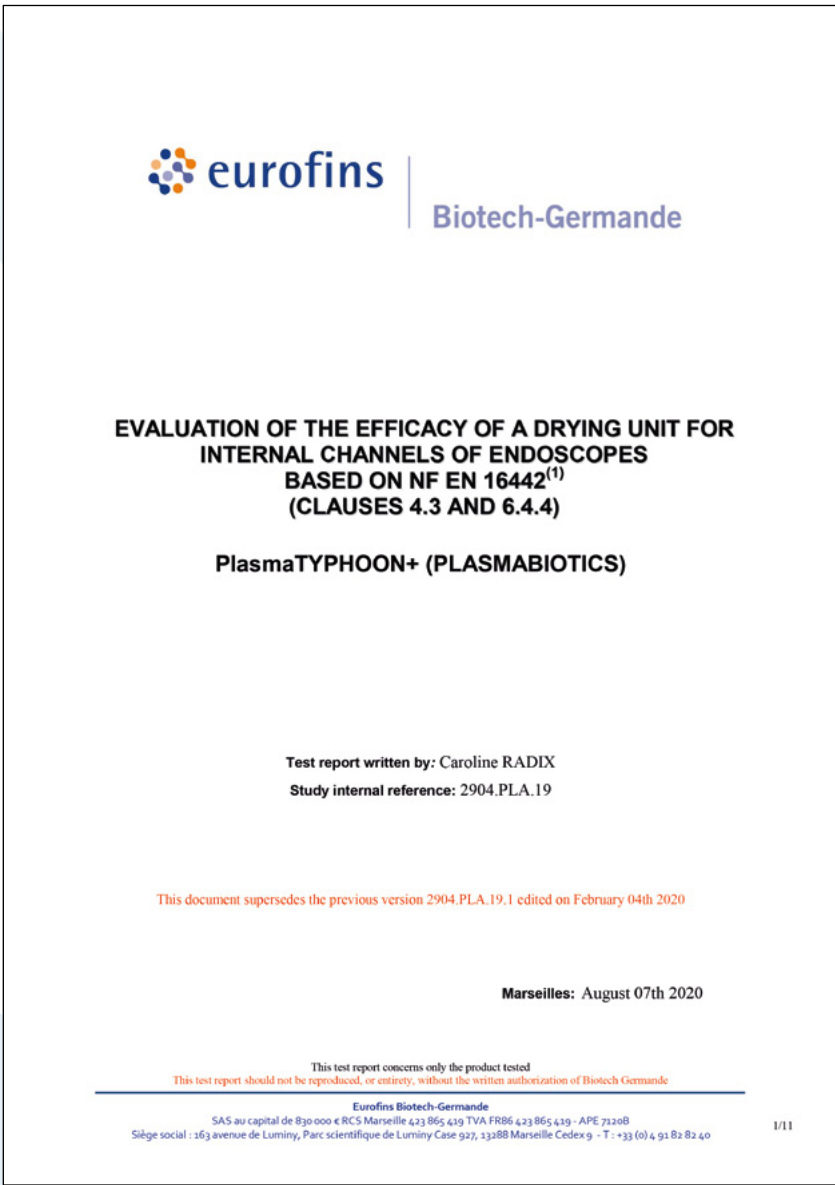
“The system of PlasmaTYPHOON+ and PlasmaBAG gives us confidence to reduce the risk of infection for our patients. We are now able to transport the endoscope in the Plasma-BAG from the reprocessing room to endoscopy suite without risk of recontamination.”

PlasmaTYPHOON+ and PlasmaBAG system Independently tested



PlasmaTYPHOON+ and PlasmaBAG have been thoroughly tested by **Eurofins Biotech Germande Laboratory** having Cofrac accreditation.

The system is certified to comply with the **EN 16442 standard** for drying and storage of flexible endoscopes, contributing to improved hygiene and patient safety.



PlasmaTYPHOON+ and PlasmaBAG system

Ultra-fast drying and storage times



The system is fully compatible with all major endoscope brands.

ENDOSCOPIC DEVICES	CYCLE TIME CHANNEL DRYING	CYCLE TIME STORAGE
Ureteroscope, cystoscope	1 min	5 s
Bronchoscope, ultrasound bronchoscope (EBUS), nasolaryngoscope	1 min 30 s	5 s
Gastroscope, duodenoscope, enteroscope, colonoscope	2 min 30 s	5 s
Gastrointestinal ultrasound endoscope (EUS)	3 min	5 s
Endoscopes without channels and transeophageal (TEE/TOE) ultrasound probes	-	5 s

PlasmaTYPHOON+ and PlasmaBAG system

Technical Data



PlasmaTYPHOON+

PARAMETERS	VALUES
Power supply/electrical network	110 – 240 V
Frequency	50 / 60 HZ
Dimensions (L × W × H)	300 / 280 / 260 mm
Net weight	10.7 kg
Pressure of medical air at gas inlet	3 bar
Minimal gas flow rate	60 l/min

PlasmaBAG

REFERENCE	DIMENSIONS	PACKAGING
Standard PlasmaBAG	600 × 500 mm	400 pcs
XL PlasmaBAG	700 × 640 mm	250 pcs
XXL PlasmaBAG	840 × 600 mm	300 pcs

PENTAX Medical Triple Aim



Our **Triple Aim** program is designed to deliver on our commitment to support you and your healthcare organisation’s wider objectives by providing programs, products and solutions to help you reach your goals.



PENTAX Medical Triple Aim



Our **Triple Aim** program is designed to deliver on our commitment to support you and your healthcare organisation’s wider objectives by providing programs, products and solutions to help you reach your goals.

Enhancing hygiene and patient safety

The PlasmaTYPHOON+ and PlasmaBAG system helps reduce the risk of infection in two ways. It rapidly and thoroughly dries endoscope channels preserving the disinfected state. Through active storage in the PlasmaBAG, this state can be maintained for up to 31 days¹⁾. This eliminates further risk of recontamination upon storage or transport.

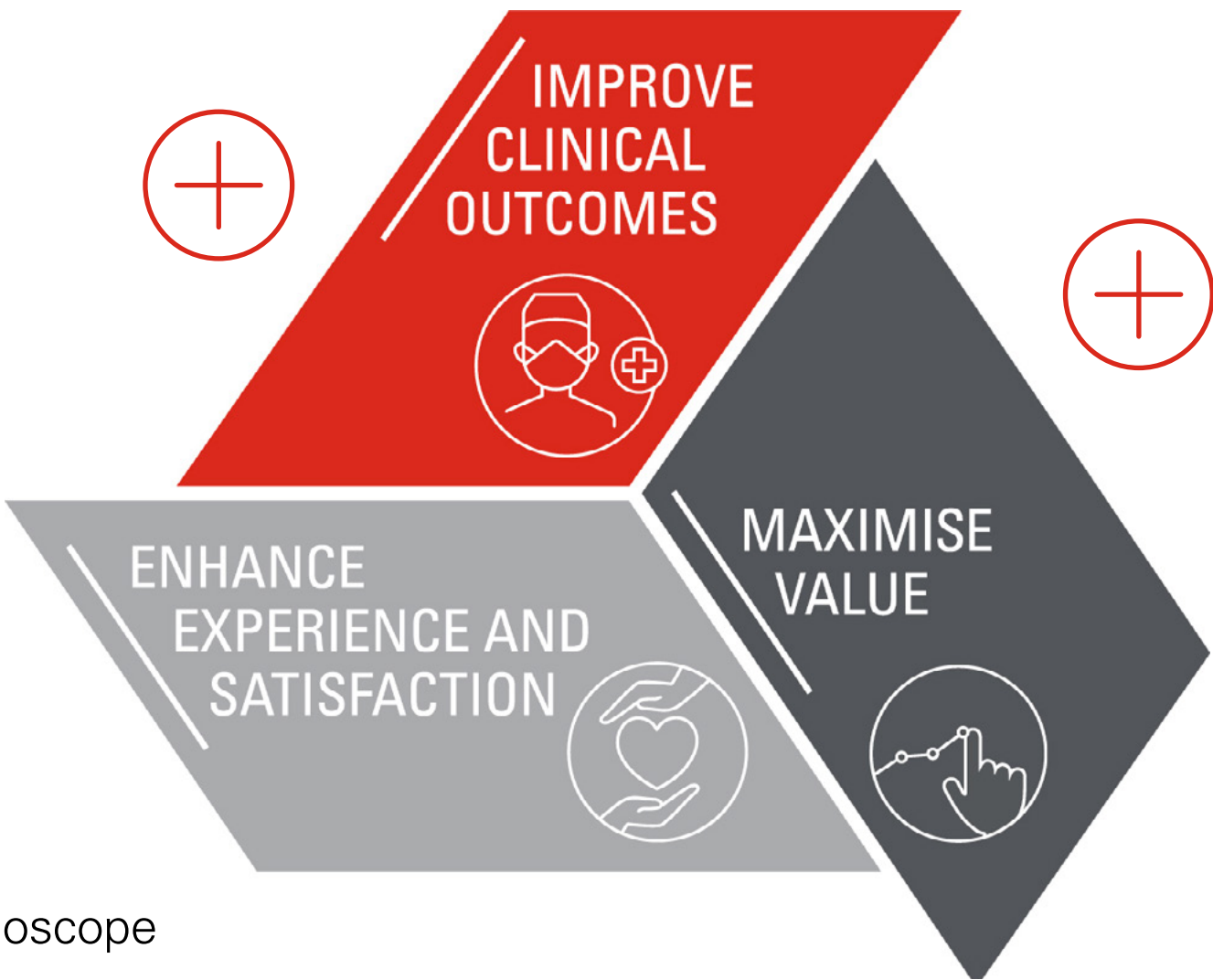


1) Validated for up to 744 storage hours (31 days) according to NF EN 16442 norm.
The maximum storage time may be subject to local regulations on endoscope storage.

PENTAX Medical Triple Aim



Our **Triple Aim** program is designed to deliver on our commitment to support you and your healthcare organisation’s wider objectives by providing programs, products and solutions to help you reach your goals.



Boosting hospital efficiency and traceability

The PlasmaTYPHOON+ greatly increases reprocessing efficiency and improves endoscope turnover, thereby reducing wait times between procedures, allowing for more patient treatments. The PlasmaBAG removes the need for additional reprocessing after storage and ensures the endoscopes are immediately available at the point of care, anywhere, anytime. Furthermore, the system provides full traceability and connectivity to hospital networks.

PENTAX Medical Triple Aim



Our **Triple Aim** program is designed to deliver on our commitment to support you and your healthcare organisation’s wider objectives by providing programs, products and solutions to help you reach your goals.



Maximising productivity in endoscope reprocessing

PlasmaTYPHOON+ accelerates endoscope reprocessing by substantially reducing drying times from hours to just minutes. The small footprint required for endoscope drying and storage greatly reduces cost and space required. Overall, with its unlimited drying and storage capacity, ease of use, embedded automatic validation and enhanced intuitive touch panel, the PlasmaTYPHOON+ provides a seamless user experience and process control.

Home

Hygiene in
Reprocessing

Plasma
TYPHOON+

PlasmaBAG

References

Technical
Data

Triple Aim

Distributor

PENTAX Europe GmbH
Julius-Vosseler-Straße 104, 22527 Hamburg, Germany
T +49 (0)40 561 92-0 • F +49 (0)40 561 92-247
info.emea@pentaxmedical.com • www.pentaxmedical.com



Manufacturer

PlasmaBiotics SAS
116 Quai de Bezons, 95100 Argenteuil, France
T +33 (0)1 30 25 96 76
support@plasmabiotics.com • www.plasmabiotics.com

CE Medical device class I
This product must be used only by healthcare professionals. Before use and for detailed product specifications, please refer to the instructions. In the interest of technical process, specifications may change without notice.
PlasmaTYPHOON+ and PlasmaBAG are registered trademarks of PlasmaBiotics SA. All rights reserved.



PlasmaTYPHOON+ and PlasmaBAG system

At a glance



PlasmaTYPHOON+

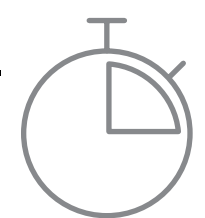
Ultra-fast and complete drying in just 1 to 3 minutes¹⁾

Full traceability with both printed and digital, audit-ready data-records

Automatic validation with integrated alarms



Reduced wait times between procedures and after storage.




Safe transportation to make ready-to-use scopes available **anywhere, anytime.**



PlasmaBAG

Safe storage of ready-to-use endoscopes for up to 31 days²⁾



Space saving storage of endoscopes with no restriction on number

Prevents infection risk upon storage and transportation

1) see Technical Data section
2) Validated for up to 744 storage hours (31 days) according to NF EN 16442 norm.
The maximum storage time may be subject to local regulations on endoscope storage.

PlasmaTYPHOON+

The PlasmaTYPHOON just got even better

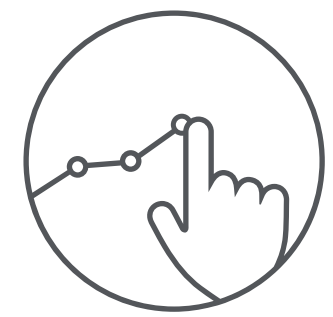


What's new with our premium solution PlasmaTYPHOON+?



Enhancing hygiene and patient safety

Accelerated drying for EUS scopes in just 3 minutes



Maximising productivity in endoscope reprocessing

- Intuitive touch panel with guided process control
- Improved embedded automatic validation with integrated alarms
- Connector tubes can remain attached between drying and storage cycles, accelerating turnover time and reducing the need for additional maintenance



Boosting hospital efficiency and traceability

Full traceability and connectivity to hospital networks and data management systems



Inspired by
#PENTAXMedicalTripleAim

